

### Receiver

### From

Society  
Reference  
Address  
Phone  
Fax  
E-mail

**Pump model:** S4-4/19 T 400 V 4OL

**Item n° :** 60197436

4OL 1,5 kW 400/50 460/60 T

Inverter application : Allowed - min. 30Hz

#### Pump data

P2 nominal requested : 1,5 kW

Min. fluid temperature : 0 °C

Max. fluid temperature : 40 °C

Max. Permitted amount of sand : 150 g/m<sup>3</sup>

#### Requested data

Flow :

Head :

Fluid : Water

Fluid Temperature : 20 °C

Density : 998,3 kg/m<sup>3</sup>

Kinematic viscosity : 1,005 mm<sup>2</sup>/s

Vapor pressure : 2,34 kPa

#### Hydraulic data (duty point)

Flow :

Head :

Efficiency :

NPSH :

P2 nominal requested :

#### Materials

Lower support Precision Cast Steel AISI 304

Impeller Technopolymer

Diffuser Technopolymer

Screws Stainless Steel AISI 304

Cable sheath Stainless Steel AISI 304

Shaft with coupling Stainless Steel AISI 420

Filter Stainless Steel AISI 304

#### Motor data

Motor type : 4OL

Nominal power P2 : 1,5 kW

Rated voltage : 3~ 400 V 50 Hz

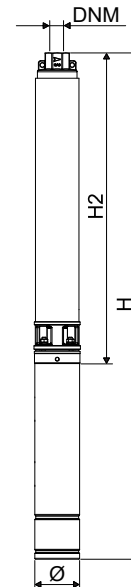
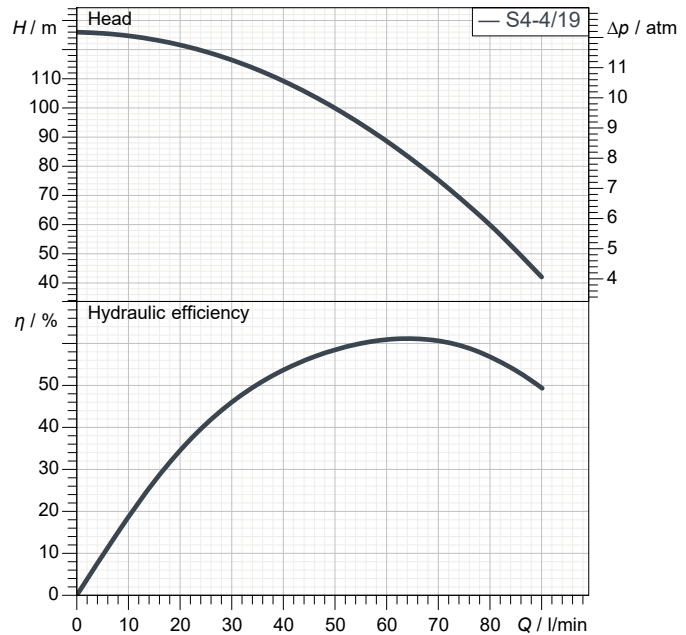
Nominal current : 4,6 A

Number of poles : 2

Rated speed : 2.810 1/min

Degree of protection : IP 68

#### Curve tolerance according to ISO 9906



**Weight :** 15,3 kg

#### Dimensions in mm

DNM	1"1/4 G-F				
H	1.032				
H2	678				
Ø	99				

#### Pump connection

Discharge side : 1 " 1/4 G-F

Receiver

From

Society  
Reference  
Address  
Phone  
Fax  
E-mail

## Installation example without inverter



- A : Power supply line  
B : User  
1 : Electric control box  
2 : Electric pump bleed / priming cap  
3 : Manometer  
4 : Membrane vase  
5 : Gate valve  
6 : Non-return valve  
7 : Delivery pipework  
8 : Minimum level electrode for electric probe  
9 : Electric pump  
10 : Well  
11 : Filters

### RECOMMENDATIONS FOR CORRECT INSTALLATION

- Keep a minimum distance of one metre from the bottom of the well.
- Install a non-return valve at least 10 metres from the delivery outlet of the pump.
- Install further non-return valves at 30-40 metre intervals.
- Ensure a minimum cooling flow around the motor during operation (for further information refer to the motor technical data sheet).
- Ensure that the dynamic level of the water in the well is at least one metre above the pump delivery

Receiver

From

Society  
Reference  
Address  
Phone  
Fax  
E-mail

## Installation example with inverter



- A : Power supply line  
B : User  
1 : Board to inverter (ADAC)  
2 : Electric pump bleed / priming cap  
3 : Manometer  
4 : Membrane vase  
5 : Gate valve  
6 : Non-return valve  
7 : Delivery pipework  
9 : Electric pump  
10 : Well  
11 : Filters  
12 : Pressure sensor (compulsory)  
13 : Flow sensor (optional)  
14 : Control panel (only for single-phase version, for capacitor housing)

### RECOMMENDATIONS FOR CORRECT INSTALLATION

- Keep a minimum distance of one metre from the bottom of the well.
- Install a non-return valve at least 10 metres from the delivery outlet of the pump.
- Install further non-return valves at 30-40 metre intervals.
- Ensure a minimum cooling flow around the motor during operation (for further information refer to the motor technical data sheet).
- Ensure that the dynamic level of the water in the well is at least one metre above the pump delivery

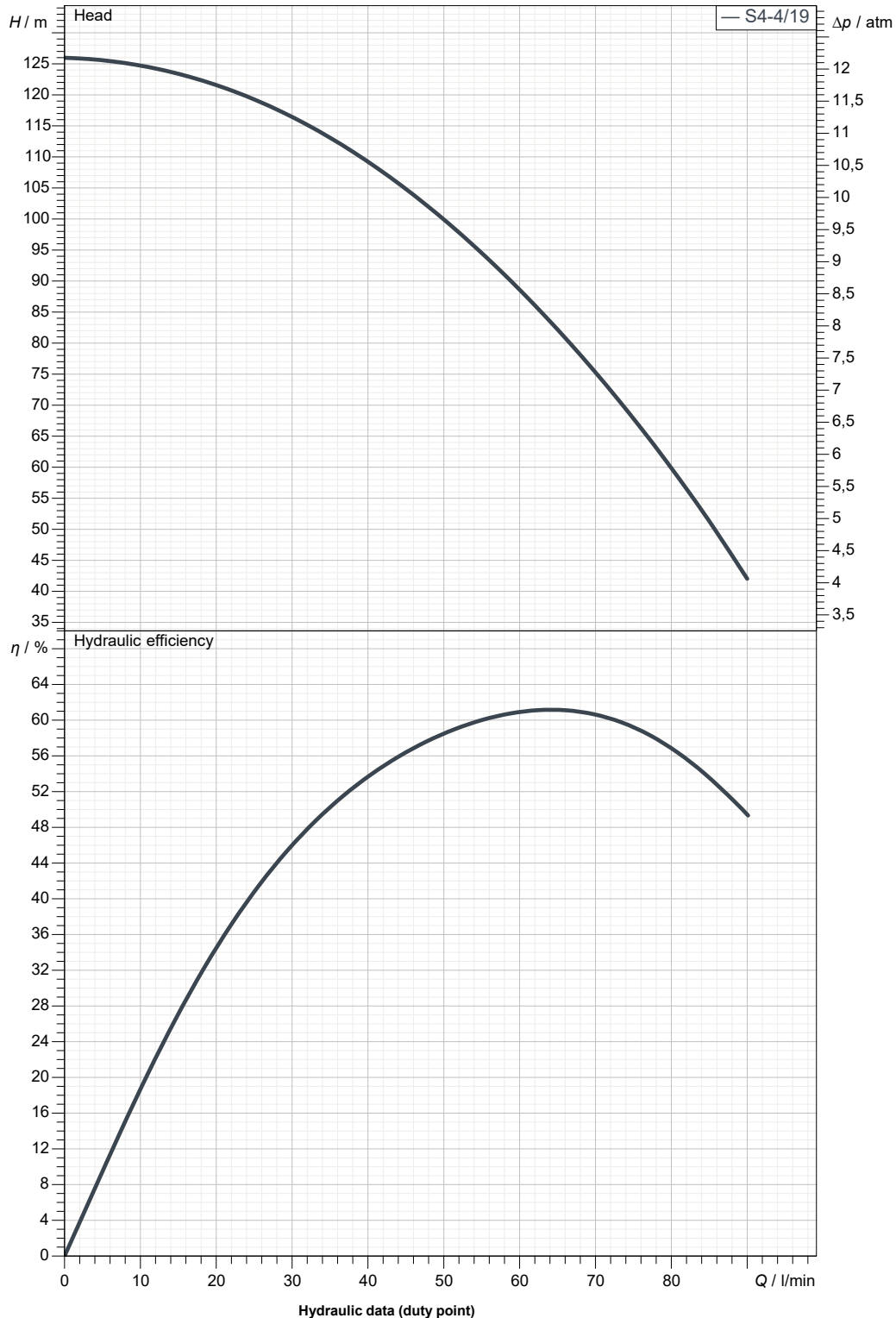
Receiver

From

 Society  
 Reference  
 Address  
 Phone  
 Fax  
 E-mail

**S4-4/19 T 400 V 40L**

Curve tolerance according to ISO 9906



Suction side :

 Discharge side :  
 1" 1/4 G-F  
 --

Flow :

Head :

 Rated speed :  
 2.810 1/min

MAIN\_PROJECT\_TITLE

BUSINESS\_PROCESS\_ID

OWNER\_

ISSUE\_DATE

2020-05-24



# DIMENSIONAL DRAWING

2020-05-24

Page 5 / 5

DAB PUMPS S.p.A.  
Via Marco Polo, 14 - 35035 Mestrino (PD), Italy  
Tel. +39 049 5125000 - Fax +39 049 5125950  
www.dabpumps.com

Receiver

From

Society  
Reference  
Address  
Phone  
Fax  
E-mail

**S4-4/19 T 400 V 40L**



**Dimensions in mm**

**Pump connection**

1  
2  
3  
4  
5  
6  
7  
8  
9  
10  
11  
12

DNM	1"1/4 G-F
H	1.032
H2	678
Ø	99

Suction

Discharge

1" 1/4 G-F

--

MAIN\_PROJECT\_TITLE

BUSINESS\_PROCESS\_ID

OWNER\_

ISSUE\_DATE

**2020-05-24**